

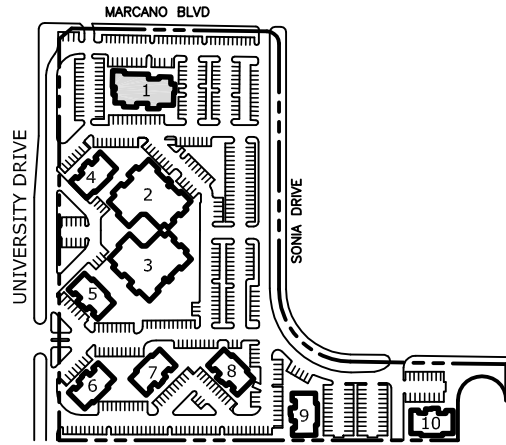
# BUILDING 1

## AREA DATA

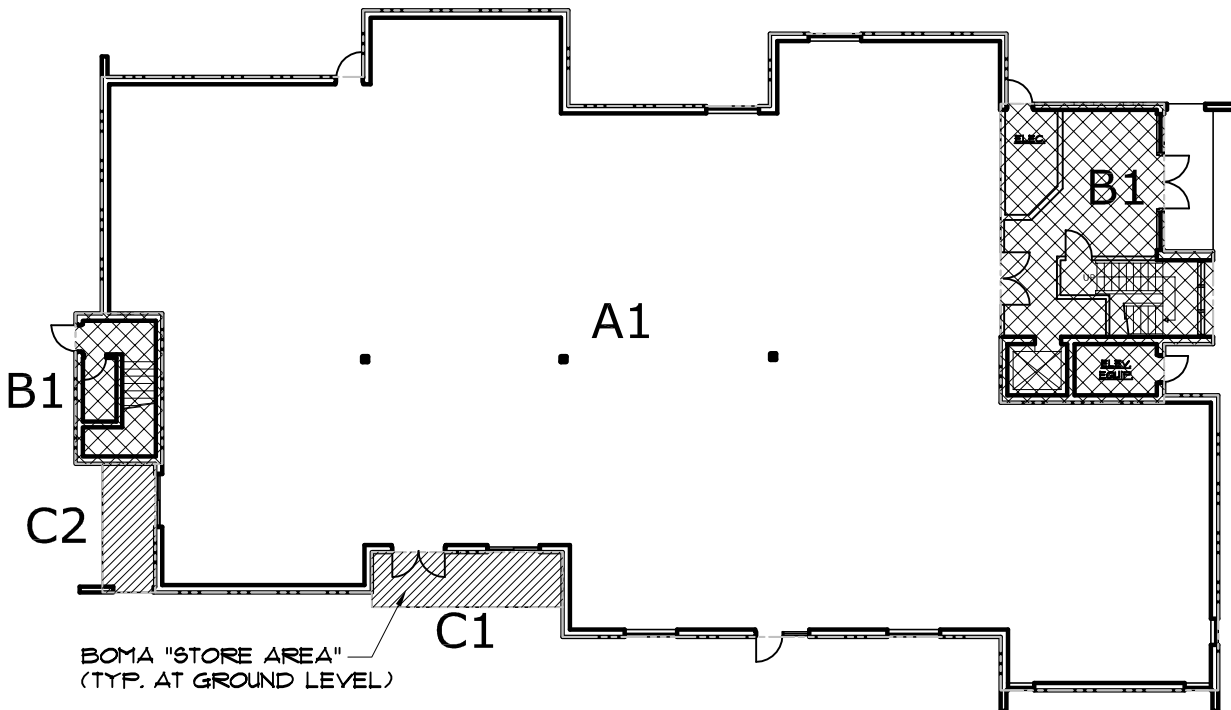
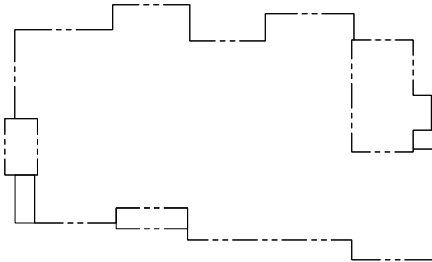
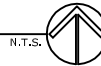
A1 - GROUND FLOOR	=	7038 S.F.
B1 - COMMON AREA	=	865 S.F.
C1 - STORE AREA	=	136 S.F.
C2 - STORE AREA	=	88 S.F.

* GROUND FLOOR TOTAL	=	8127 S.F.
* SECOND FLOOR TOTAL	=	8359 S.F.
* BUILDING TOTAL	=	16486 S.F.

\* INCLUDES B.O.M.A. "STORE AREA"  
FOR EXTERIOR DEDICATED SPACE  
TO UNIT SERVED.



KEY PLAN



GROUND FLOOR PLAN

